

# Try the SchoolMessenger App Today – It's Free!

Visit [go.schoolmessenger.com](http://go.schoolmessenger.com) or download the app from iTunes or Google Play.




## One Place for School and Classroom News

If you're like most parents, you're busy and on-the-go. And with all of the school updates you receive - classroom emails, group text messages, school and district level alerts, and more - it can be hard to keep track of everything.

The free SchoolMessenger app is the solution to this problem. Find out how it makes your life easier and try it today!

## SchoolMessenger and the TCPA

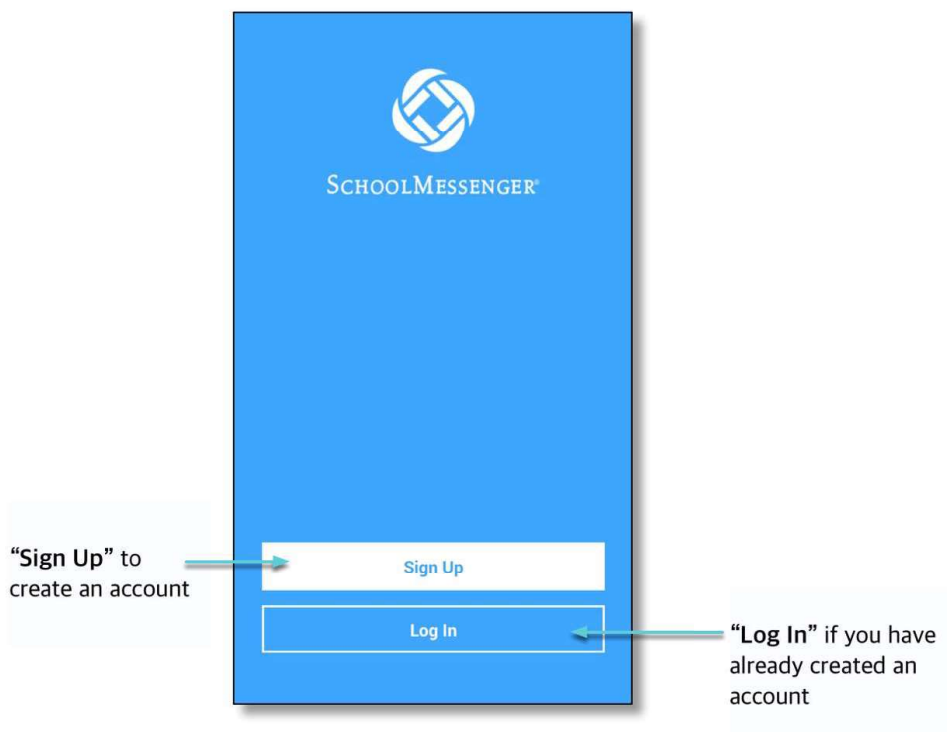


The Telephone Consumer Protection Act (47 U.S.C. 227) is a law that was passed by the US Congress in 1991. This law places restrictions on telephone solicitations and the use of automated telephone equipment, protecting the public from receiving unwanted phone calls.

While schools enjoy exemptions from some of these restrictions, **the preference configurations within the SchoolMessenger App allow you to set your consent state ("yes" or "no") for each phone number associated with your account.** With the exception of emergency calls, which cannot be exempted, any phone number whose consent state is set to "no" will not receive calls from SchoolMessenger.

## Initial Menu

Download the mobile app from either Apple's App Store or Android's Google Play page. You have 2 options after downloading the app and launching it on your mobile device:



# Creating a SchoolMessenger App Account

You must create an account in the SchoolMessenger app before you can start using it.

## Sign Up

1. Tap **Sign Up** at the bottom of your phone screen.



**Important:** If you already have an email address that the school has on record, use this email address when you sign up.

2. Enter your email address, location and a password. Your password must contain have at least:

- 1 lowercase letter
- 1 uppercase letter
- 1 number
- 6 characters

You will be sent an email at the email address provided. Tap the link in the email to verify your account. A new page will open on your browser.



**Note:** The link in the email is only valid for 24 hours. If you don't tap on it and log into the SchoolMessenger app within that time period, it will expire and be of no further use. You will have to restart the registration process and have a new email sent to you with a renewed link.

As your information is registered in the school or district records, you will receive all the messages you have subscribed to receive from the school. You must use this **same email address** in creating your SchoolMessenger app account.

Your school's district admin will configure your message settings and what features you will see when you log in.

3. Return to the SchoolMessenger app.
4. Enter the same email address and password you used to create the account.
5. Tap **Log In**. A message appears that you've successfully logged in. You may now launch the app and log in using the same email address and password you used to create the account.

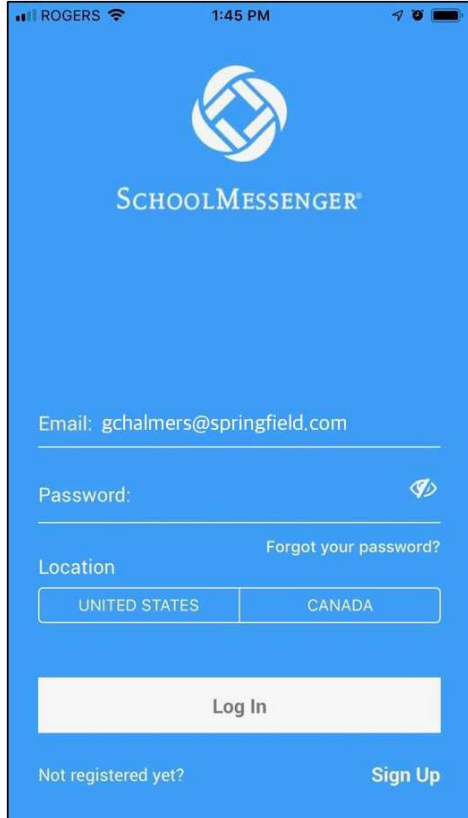
Your school's district admin will configure your message settings and what features you will see when you log in.

## Log In

To log into the SchoolMessenger app:

1. Tap the **Log In button**.
2. Enter the email address you used to register in the SchoolMessenger app.
3. Enter your password.
4. Tap your **location**.
5. Tap the **Log In button**.


Tap on the **Forgot your password? link** if you forgot your password. An email will be sent to you allowing you to register a new password.



ROGERS 1:45 PM

SCHOOLMESSENGER®

Email: gchalmers@springfield.com

Password: 

Forgot your password?

Location

UNITED STATES CANADA

Log In

Not registered yet? Sign Up